



EXTERIOR COLLECTION



REGIONAL EXTERIORS

Curb appeal comes easy with a fresh coat of paint. These curated palettes will help you select your style to enhance the outside of your home with coordinated colors for siding, trim, doors, porches and other outdoor living spaces.



body: POLAR BEAR | accent: FARM FRESH | accent: INCOGNITO | trim: COTTAGE WHITE



NORTHEAST



NORTHWEST



SOUTHWEST



MIDWEST

NORTHEAST body: ASHEN TAN | accent: BLACK | accent: NO MORE DRAMA | trim: PALAIS WHITE **NORTHWEST** body: DARK ASH
SOUTHWEST body: ADOBE SAND | accent: WHISKEY BARREL **MIDWEST** body: HARVEST BROWN | accent: CAVALRY BROWN | trim: KHAKI SHADE


AMERICAN CASUAL

Country inspired style: Farmhouse, Cottage, Coastal



body: POLAR BEAR | accent: CARBON COPY | trim: WEATHERED WHITE
body: TETON BLUE | trim: WHISPER WHITE

CHOOSE A BODY COLOR



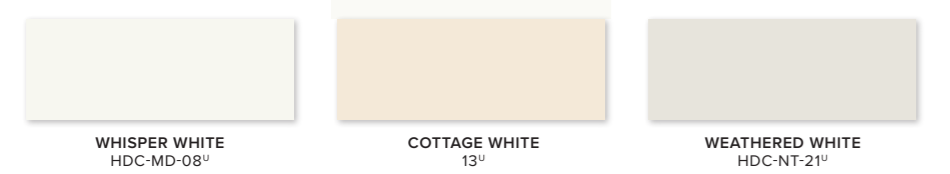
POLAR BEAR 75^U | CORN STALK M290-3^U | ADOBE SAND N240-2^U | TETON BLUE N490-4^U *

ADD AN ACCENT



WHISKEY BARREL N230-6^U | CORK PPU6-05^M | STONE BROWN 250F-4^M * | INCOGNITO N370-5^M * | CARBON COPY PPU25-01^U

SELECT A TRIM



WHISPER WHITE HDC-MD-08^U | COTTAGE WHITE 13^U | WEATHERED WHITE HDC-NT-21^U

* Denotes One-Coat-Hide when tinted into BEHR DYNASTY™ & MARQUEE™ INTERIOR or EXTERIOR Paint.

TIMELESS APPEAL

Tradition and elegance: Colonial, Modern Tudor



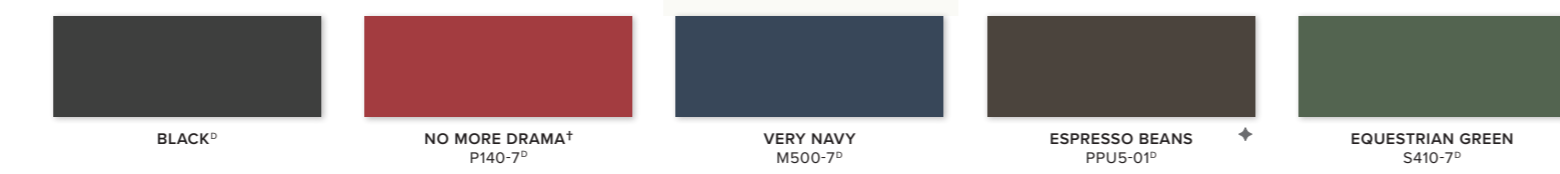
body: HISTORICAL GRAY | accent: ESPRESSO BEANS | accent: EQUESTRIAN GREEN | trim: SWISS COFFEE
body: ANTIQUE WHITE | accent: BLACK

CHOOSE A BODY COLOR




HISTORICAL GRAY N370-4A^M * | ANTIQUE WHITE 23^U | ADIRONDACK BLUE N480-5^M * | ASHEN TAN N220-2^U

ADD AN ACCENT



BLACK^C | NO MORE DRAMA[†] P140-7^U | VERY NAVY M500-7^U | ESPRESSO BEANS PPU5-01^U * | EQUESTRIAN GREEN S410-7^U

SELECT A TRIM



SWISS COFFEE 12^U | LINEN WHITE 70^U | PALAIS WHITE GR-W15^U

Limitations apply. For more information, visit Behr.com/onecoathide.

MODERN VIEWS

Streamlined sensibility and design: Contemporary, Mid-Century



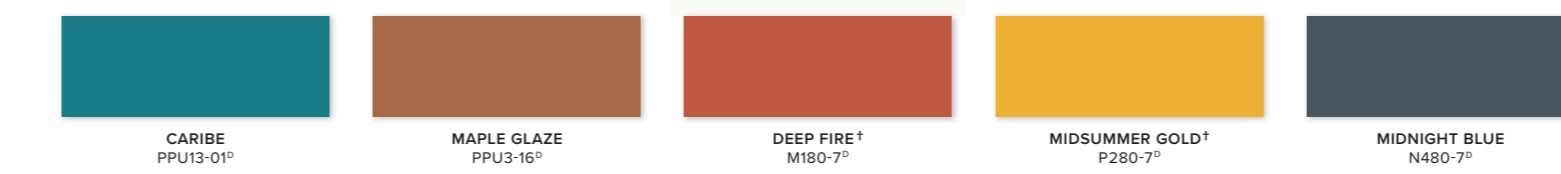
body: SILVER ASH | accent: MIDNIGHT BLUE
body: LUNAR SURFACE | accent: MIDSUMMER GOLD | trim: WHITE

CHOOSE A BODY COLOR



PERFECT TAUPE PPU18-13^U | SILVER ASH GR-W11^U | LUNAR SURFACE N460-3^{M,EU} * | DARK ASH 770F-5^U

ADD AN ACCENT



CARIBE PPU13-01^U | MAPLE GLAZE PPU3-16^U | DEEP FIRE[†] M180-7^U | MIDSUMMER GOLD[†] P280-7^U * | MIDNIGHT BLUE N480-7^U

SELECT A TRIM



NANO WHITE HDC-MD-06^U | WHITE 52^U | OFF WHITE 73^U

[†]This color requires multiple coats. Use with a custom tinted primer coat for improved hiding.

REFINED CRAFT

Classic details with organic hues: Prairie, Bungalow, Mission



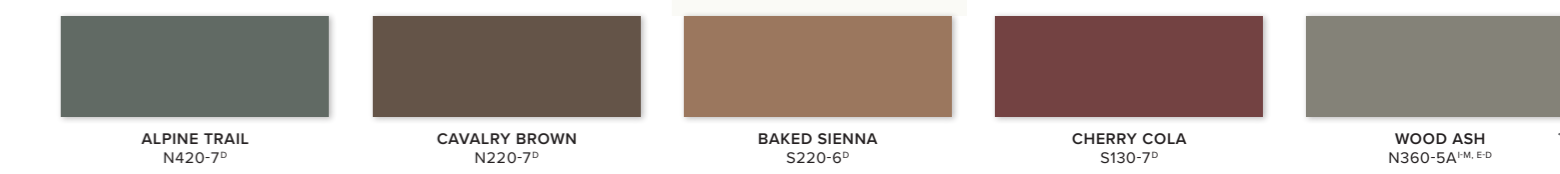
body: LIVINGSTON | accent: CHERRY COLA | trim: SPANISH SAND
body: JUNIPER ASH | accent: BAKED SIENNA | accent: ALPINE TRAIL

CHOOSE A BODY COLOR



HARVEST BROWN 710D-4^M * | FARM FRESH S340-5^U | LIVINGSTON N330-5^M * | JUNIPER ASH PPU12-16^{M,EU} *[†]

ADD AN ACCENT



ALPINE TRAIL N420-7^U | CAVALRY BROWN N220-7^U | BAKED SIENNA S220-6^U * | CHERRY COLA S130-7^U * | WOOD ASH N360-5A^{M,EU} *[†]

SELECT A TRIM



NAVAJO WHITE 22^U | SPANISH SAND OR-W07^U | KHAKI SHADE YL-W11^{M,EU} *[†]

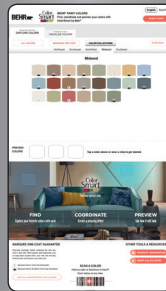
Based on lighting and sheen selected, applied paint may vary slightly from color chip shown.

CHOOSE COLOR WITH CONFIDENCE

Take a Sample Home Today.




EXPLORE COLOR



TO START: TOUCH SCREEN OR SCAN BARCODE



Color Smart



**Scan barcode at
kiosk to preview and
coordinate color.**

Download the ColorSmart by BEHR® App
on your mobile device or visit behr.com.

behr.com/exterior



FRONT COVER

body: PERFECT TAUPE
accent: CARIBE
trim: OFF WHITE

BACK COVER

body: ADIRONDACK BLUE
accent: VERY NAVY
trim: PALAIS WHITE

**Have a paint or
product question?**



Visit behr.com or call
1-800-854-0133 Ext. 2 (U.S.).

Find Us On: behr.com



C-BEHR-EXT-PAINT-21
Item No. 50009146
06/21

Exclusively at



BEHR

© 2021 Behr Process Corporation, Santa Ana, CA 92705 U.S.A.